

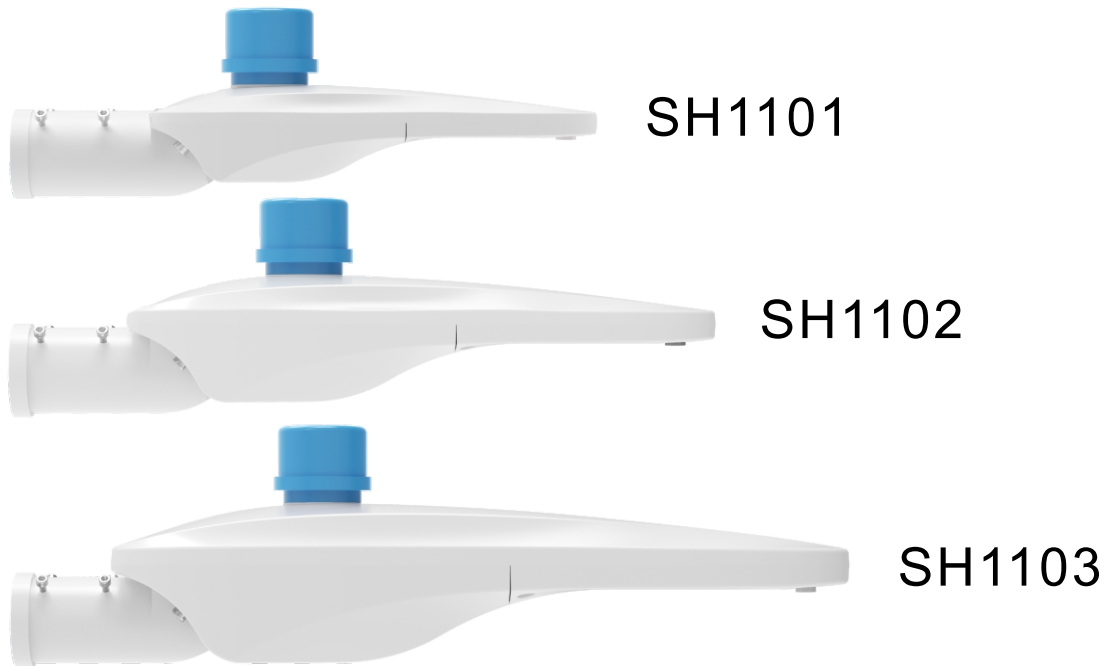


ISO9001:2015
ISO14001:2015



SH11 Series Street Light Product Catalog





Overview

New streamline design.
Higher efficacy LUMILEDS® LUXEON 5050 LED.
Meanwell HLG series driver, 3030 and 3535 LED is available.
Multiple patent designs, better performance.
More convenient for installation and maintenance.

10KV SPD is standard, to avoid being struck by lightning.
Photocell, timer dimming, DALI, 0-10V dimming is optional.
Intelligent control system with NEMA interface is optional.

SHINE SH11 series LED street light will provide the best.
lumen output, the best stability and very long lifetime.
Provide over 5 years warranty for whole fixture.

Colour

■ Silver (other colors can be customized)

LED Source



Provide excellent lumen output, the best stability and excellent visual perception.
(Cree, Nichia, Osram & etc. is optional)

Photocell



UL/TUV certificated
Switch on when illuminance < 6 LUX
Switch off when illuminance > 50 LUX

3 Pin/5 Pin/7 Pin



LED Driver



High quality Meanwell HLG series driver provide excellent stability, long lifetime and best working performance.
(Inventronics and Sosen is optional)

Surge Protector Device




10KV 5KA high quality Surge Protector Device, can avoid the loss by thunder strike or surge effectively.
(20KV 10KA is optional.)

Protection Switch



Power break protection switch
Safety Maintenance

Air Respirator



Built in air respirator.
Avoid creating the vapor in the glass.

Tool Free Open and Maintenance




Clasp the spring steel sheet, tool free to open.



Built in safety rope to avoid dropping the fixture during maintenance.

Deblocking the safety rope, it's so easy to remove the part which need maintenance.

Built in spiale, open and turn, convenient maintenance.



Streamline Design



High smooth back cover, prevent accumulation of debris and dust.

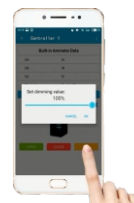
Built-in level vial, easy for installation.



Intelligent Control System



Internet



Monitoring Center

GPRS

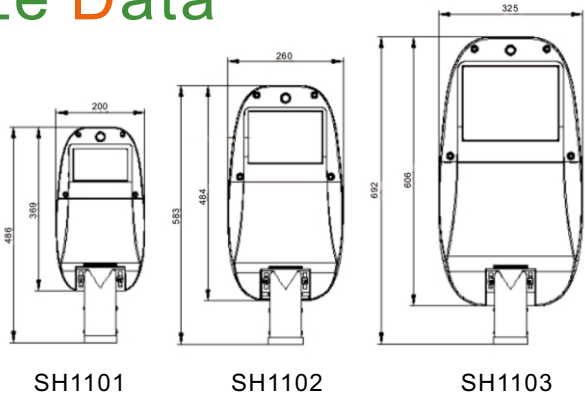
Zigbee



Product Parameters

<div></div>			
ITEM	SH1101	SH1102	SH1103
Nominal Power	20W-50W	60W-120W	150W-200W
Input Voltage	100-277VAC,50/60Hz	100-277VAC,50/60Hz	100-277VAC,50/60Hz
Power Factor	>0.95	>0.95	>0.95
THD	<15%	<15%	<15%
Light Distribution	I-S,II-M,III-M,V	I-S,II-M,III-M,V	I-S,II-M,III-M,V
CCT	2700K~6500K	2700K~6500K	2700K~6500K
CRI	Ra>70	Ra>70	Ra>70
Color Tolerance Adjustment	<5SDCM	<5SDCM	<5SDCM
Protection Grade	IP67,IK09	IP67,IK09	IP67,IK09
LED	Lumileds 5050	Lumileds 5050	Lumileds 5050
Electrical Protection	CLASS I or CLASS II	CLASS I or CLASS II	CLASS I or CLASS II
Luminous Flux	120~150Lm/W	120~150Lm/W	120~150Lm/W
Housing	Die-casting Aluminum	Die-casting Aluminum	Die-casting Aluminum
Warranty	5 Years	5 Years	5 Years

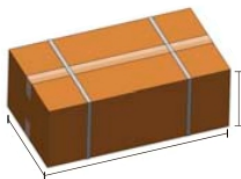
Size Data



Output DC Voltage Range

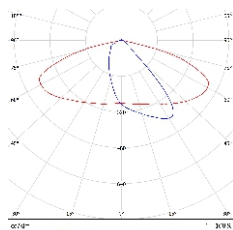
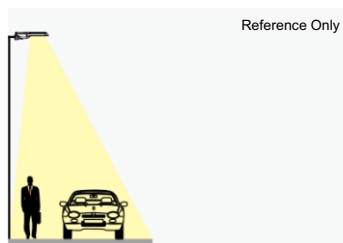
Item	Output VDC
SH1101	48V(46-52V)
SH1102	48V(46-52V)
SH1103	48V(46-52V)

Package Data

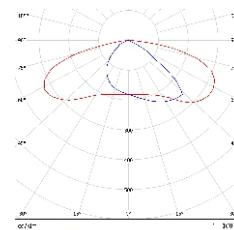
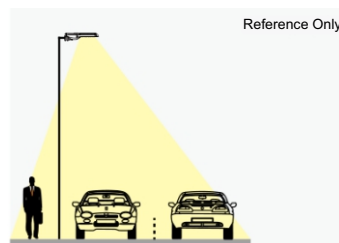


Item	SH1101	SH1102	SH1103
Size	53.0x24.5x15.0cm	62.5x30.5x17.5cm	75.0x36.5x20.0cm
GW	4.3Kg	7.5Kg	10.2Kg

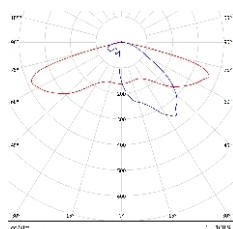
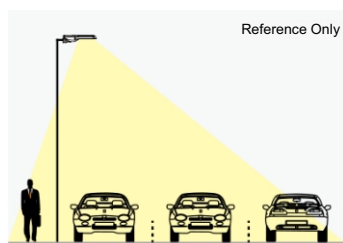
Distribution Curves



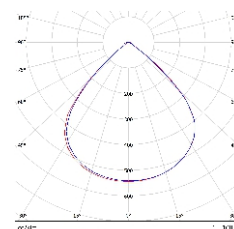
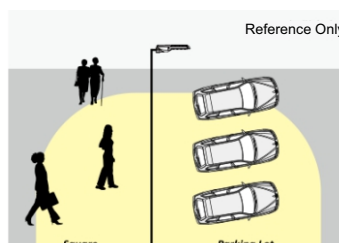
TYPE I-S



TYPE II-M

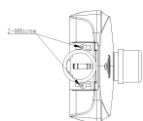
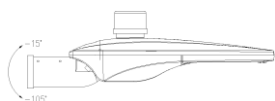
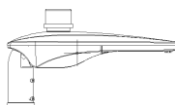
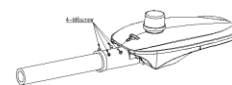



TYPE III-M



TYPE V

Installation

Adjustable
AngleHorizontal
installationVertical
installationLamp pole
Φ40-60mmUse M6 screws
in the bracket to
fix the poles

Practical Application



Road Lighting



Parking lots Lighting



High speed road Lighting



Stadium Lighting



Park Lighting



Factory Lighting